



US00D683265S

(12) **United States Design Patent**
Date et al.

(10) **Patent No.:** **US D683,265 S**
(45) **Date of Patent:** **** May 28, 2013**

(54) **AUTOMOBILE**

(75) Inventors: **Masayasu Date**, Shizuoka-ken (JP);
Jagjit Rana, New Delhi (IN); **Singh Anupam Tomer**, New Delhi (IN)

(73) Assignee: **Suzuki Motor Corporation**,
Shizuoka-ken (JP)

(**) **Term:** **14 Years**

(21) Appl. No.: **29/423,813**

(22) Filed: **Jun. 5, 2012**

(30) **Foreign Application Priority Data**

Dec. 8, 2011 (JP) 2011-028497

(51) **LOC (9) Cl.** **12-08**

(52) **U.S. Cl.**
USPC **D12/91**

(58) **Field of Classification Search**
USPC D12/86, 88, 90, 91, 92; D21/424,
D21/433, 434; 296/181.1, 181.5
See application file for complete search history.

(56) **References Cited**

U.S. PATENT DOCUMENTS

D365,783	S	*	1/1996	Starr et al.	D12/91
D416,519	S	*	11/1999	Won et al.	D12/91
D420,939	S	*	2/2000	Faurote et al.	D12/91
D460,022	S	*	7/2002	Hsu et al.	D12/91
D477,251	S	*	7/2003	Yoshikata	D12/91
D482,990	S	*	12/2003	Sims et al.	D12/91
D505,890	S	*	6/2005	Kubota et al.	D12/91
D514,025	S	*	1/2006	Fukushima	D12/91
D525,565	S	*	7/2006	Karikomi	D12/91
D532,717	S	*	11/2006	Dolan et al.	D12/91

D540,215	S	*	4/2007	Date et al.	D12/91
D608,693	S	*	1/2010	Hammoud et al.	D12/91
D638,752	S	*	5/2011	Date et al.	D12/91

OTHER PUBLICATIONS

CarToqVideos. Maruti Suzuki XA Alpha SUV Video Review from CarToq at Auto Expo 2012. YouTube Jan. 5, 2012 [online], [retrieved on Jan. 30, 2013]. Retrieved from the Internet <URL: <http://www.youtube.com/watch?v=oPTK-HCz9oU>>.*
Holmes, Jake. Suzuki Unveils XA Alpha Concept Crossover in India. Motor Trend Jan. 5, 2012 [online], [retrieved on Jan. 30, 2013]. Retrieved from the Internet <URL: <http://wot.motortrend.com/suzuki-unveils-xa-alpha-concept-crossover-in-india-153357.html#axzz2JatoWTK6>>.*

* cited by examiner

Primary Examiner — Philip S Hyder

Assistant Examiner — Darlington Ly

(74) *Attorney, Agent, or Firm* — Alston & Bird LLP

(57) **CLAIM**

We claim the ornamental design for an automobile, as shown and described.

DESCRIPTION

FIG. 1 is a front view of an automobile showing our new design;
FIG. 2 is a rear view thereof;
FIG. 3 is a top view thereof;
FIG. 4 is a bottom view thereof;
FIG. 5 is a right side view thereof;
FIG. 6 is a left side view thereof; and
FIG. 7 is a rear perspective view thereof; and,
FIG. 8 is a front perspective view thereof.
In the drawings, shading shown on a surface of the present design represents a three-dimensional shape of the surface.

1 Claim, 8 Drawing Sheets






FIG. 1




FIG. 2




FIG. 3




FIG. 4




FIG. 5




FIG. 6




FIG. 7




FIG. 8